


## Short Thickened Hollow-Out Float




### Overview

Small specks or clouds moving in your field of vision are called floaters. You may see them more clearly when looking at a plain background, such as a blank wall. Floaters are actually tiny clumps of gel or cells inside the vitreous, the clear jelly-like fluid that fills the inside of the eye. Described as shapes moving slowly through your field of vision, eye floaters are a common visual phenomenon that many people experience, especially as they get older. While annoying, patients with eye floaters often get used to them and eventually ignore them. It's full of tiny fibers that attach to your retina (the light-sensitive layer of tissue at the back of the eye). This is called vitreous detachment. The ultra light hollow insert allows light to shine through it and can be seen easily, even when dotted down to a dimple.

## Short Thickened Hollow-Out Float




Floater are specks, threads, or cobwebs drifting across your vision. Flashes appear as brief streaks of light, often in low-light conditions or when moving your eyes. In many adults, these ...



Most people learn to ignore them. Floaters can become apparent when looking at something bright, such as white paper or a blue sky. They are more likely to develop with age and ...



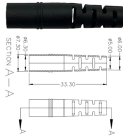
On days when our Insert Peacock Wagglers and a little too sensitive for a situation you might find these thicker designs useful. They're great floats for stillwaters and rivers as the hollow plastic inserts allow ...



The most common symptom of vitreous detachment is a sudden increase in floaters (small dark spots or squiggly lines that float across your vision). When your vitreous detaches, strands of ...



Small specks or clouds moving in your field of vision are called floaters. You may see them more clearly when looking at a plain background, such as a blank wall. Floaters are actually tiny clumps of gel or ...



**ESENTS WITH FLOATERS** By Dr Simon Chen  
 Objectives To understand that posterior vitreous detachment . a common and benign cause of ocular floaters. To understand the importance o. ...



As their name suggests, floaters are tiny, black, brown, or clear shapes that float across your vision. Floaters are typically caused by age-related changes in the vitreous humor.



Eye floaters, while often harmless, may indicate a more serious ...



Eye floaters, while often harmless, may indicate a more serious problem. Learn more about the difference between harmless and harmful eye floaters and when to see a doctor.



Seeing spots or eye floaters can look different to different people, from varying shapes and shades to wiggly or wavy lines to small black spots in your vision.



As the vitreous pulls away from the back of the eye, sometimes small pieces of the vitreous “break away” and float inside the liquefying jelly. These are “floaters” and appear as black spots or specks in ...

## Contact Us

For more information, pricing, or custom solutions, please contact us:

Website: <https://samastersbaseball.co.za>

Email: [sales@samastersbaseball.co.za](mailto:sales@samastersbaseball.co.za)

Phone: +27 63 874 2095

Address: 15 Innovation Drive, Technopark, Stellenbosch, 7600, South Africa

This document is for informational purposes only. Specifications subject to change without notice.

