


Phenomenon and handling of 35kV busbar grounding



Overview

This paper introduces a 35kV ring main unit busbar insulation breakdown fault, conducted on-site fault inspection, fault waveform analysis, and fault cause analysis. 1 Accident Overview On March 17, 2023, a photovoltaic. The 35 kV system in the power system is either ungrounded or grounded via an arc suppression coil. How to accurately judge and handle it is crucial for the corresponding dispatching and operation departments. The high magnitude fault currents require high-speed. An effective substation grounding system typically consists of driven ground rods, buried interconnecting grounding cables or grid, equipment ground mats, connecting cables from the buried grounding grid to metallic parts of structures and equipment, connections to grounded system neutrals, and the. Busbars play an important role in power transmission and distribution. They are employed as a central distribution point for all feeders. The problem is that the busbars. The majority of accidents are closely related to unreasonable operation technology and unreasonable run manner of 35kV system of wind farm, unreasonable selection of equipment.

Phenomenon and handling of 35kV busbar grounding



Without a properly designed grounding system, large potential differences can exist between different points within the substation itself. Under normal circumstances, it is the current flow through the ...




The UPS supplying power should be kept as near as possible to the DCS. Shielding of the signal wires with shield connected to the grounding bus bar (and hence to earth) at one end, gives reliable ...



Literature review has shown that small distribution substations used for medium voltage make use of overcurrent relays to provide busbar protection and large substations make use of ...



35kV RMU busbar insulation failure analysis: improper installation causes, fault identification process, and prevention strategies for power stations.



Multiple segment busbars, such as double busbar and triple busbar arrangements, are used to balance loads between various transmission circuits, minimize the physical space required for a substation, ...



Single-phase unstable (intermittent) ground faults often eliminate themselves, and when they become permanent, it is difficult to detect the location of the fault.




When specified, an internal single-phase potential transformer (liquid-insulated designs only) shall be provided that shall be connected to the “B phase” of the common bus and protected against potential ...



Based on the voltage conditions of the relevant substations, it is easy to distinguish whether there is single-phase grounding and which section of the busbar is grounded, and eliminate ...



The document then discusses the electrical main wiring designs for the substation, including selecting the main transformer capacity and type, designing the substation, and selecting a bus bar scheme.



Introduction Since the 19×200MW wind farm in Jiuquan wind base was in operation, 35kv stable heads has been out of order for many times cause 35kv wind farm system is ungrounded, there is no ...

Contact Us

For more information, pricing, or custom solutions, please contact us:

Website: <https://samastersbaseball.co.za>

Email: sales@samastersbaseball.co.za

Phone: +27 63 874 2095

Address: 15 Innovation Drive, Technopark, Stellenbosch, 7600, South Africa

This document is for informational purposes only. Specifications subject to change without notice.

