

Loss coefficient of distribution box



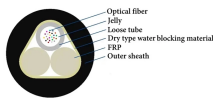
Loss coefficient of distribution box



The most important is that the duct fitting loss is a function of the velocity pressure in the duct, and that duct velocity pressure is a function of the square of the flow rate:



The hydraulic loss potential of storm drain system features, such as junctions, bends, manholes, and confluences, can be minimized by careful design. For example, severe bends can be replaced by ...




In water distribution systems, minor losses are typically small compared to pipe friction losses. However, these losses can be significant in heating and cooling systems.



Both entrance and exit loss coefficients are specified at each end of each conduit such that coefficients for reverse flow can be specified differently. The choice between applying the...



This material provides coefficients for various fittings and loss-inducing components of a duct system. Covering both rectangular and circular ducting, this material references many sources and provides ...



The purpose of this calculation is to determine the total airside pressure drop for the exhaust subsystem serving the ITS areas of the Canister Receipt and Closure Facility 1. The total airside pressure drop ...



The test objectives were to measure the pressure drop in various residential duct components and expressing the results in terms of power law coefficients for straight ducts, and local loss coefficients ...




ACCA's Manual Q: Low Pressure, Low Velocity, Duct System Design serves as a comprehensive guide for designing commercial, low velocity, low-pressure air ...



The site includes resources for common engineering tasks, such as calculating physical properties (e.g., density, viscosity, thermal conductivity), converting units, and designing systems like heating and ...



The table below shows the loss coefficients of fully open valves, elbows, and tees at different pipe sizes and configurations. In general, fittings connected by flanges have a different set of loss coefficients ...



The procedure for calculating friction loss in straight pipes described on this page using the Darcy-Weisbach equation is implemented in the Friction Loss Calculator on this page.

Contact Us

For more information, pricing, or custom solutions, please contact us:

Website: <https://samastersbaseball.co.za>

Email: sales@samastersbaseball.co.za

Phone: +27 63 874 2095

Address: 15 Innovation Drive, Technopark, Stellenbosch, 7600, South Africa

This document is for informational purposes only. Specifications subject to change without notice.

