

Installation method of concealed electrical box in brick wall



Installation method of concealed electrical box in brick wall




Learn the essential steps for masonry electrical boxes installation, including tools, techniques, and materials for a secure and long-lasting solution.




Mounting a TV on a brick wall with concealed wiring offers a combination of aesthetics, functionality, and safety. This step-by-step guide will walk you through everything you need—from ...



Below are 4 methods for hiding wires on a brick wall from the least to most noticeable to help you choose which one to apply. This article focuses mostly on the first two and the third in brief ...



Break out the brick along the outline that you made using a cold chisel and a hammer. Bring the wire to this location either by drilling up from underneath the floor, inserting the wire from the other side of ...




"Watch the quick and neat process of installing a recessed electrical box in a red brick wall. This video shows an easy way to plaster the walls around the outlet box.



This article will provide step-by-step instructions on how to install an electrical box in a brick wall. Installing an electrical box in a brick wall is not a difficult task, but it does require careful ...




Conduits and back boxes will then be installed in the brick wall. Conduits shall be held in position using steel nails then patched up using cement mortar (by builders).



Concealed American-style electrical boxes are installed inside walls or ceilings, so the wiring connections stay hidden from view. Only the outlet, switch, or cover plate is visible on the wall ...



The following points are the sequence of operations for the safe installation of PVC / GI pipes and components in bricks/block masonry according to standard procedure and code.



Discover how to install a brick electrical box safely and efficiently with our comprehensive step-by-step guide, covering location selection, material preparation, and wiring connections.

Contact Us

For more information, pricing, or custom solutions, please contact us:

Website: <https://samastersbaseball.co.za>

Email: sales@samastersbaseball.co.za

Phone: +27 63 874 2095

Address: 15 Innovation Drive, Technopark, Stellenbosch, 7600, South Africa

This document is for informational purposes only. Specifications subject to change without notice.

