


Install gas protection in the distribution box



Install gas protection in the distribution box



For cover less than 24 inches, adequate protection (e.g. protection plates) shall be provided only when subsurface obstruction prevents obtaining 24 inches (See Gas Drawing EO-6799-C, "Protective ...



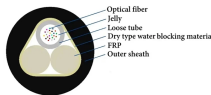
This document is intended to aid the professional gas installer in the design, installation and testing of fuel gas piping systems using corrugated stainless steel tubing (CSST) for residential housing, ...




Installation involves planning the route, trenching (if required), selecting appropriate piping material (such as black iron, steel, or flexible tubing), cutting and threading pipes, connecting joints ...



On final installation, the interior of the meter box must have a gas-tight seal, so any potential migration of gas can be vented through the screen opening at the front of the box.



All enclosure sides against building shall be sealed gas tight as to prevent gas migration into building. Provide a minimum of 120 sq. in. of free air space at the top and bottom of enclosure (if free air ...



This Handbook provides guidance for installing your gas meter box and service for safe, reliable and efficient connection to all of ATCO's distribution networks.



COAT ALL STEEL PIPE AND VALVE WITH CURRENT APPROVED COATING. INSTALL EXTENSION VALVE INDICATOR (#430035) IF VALVE IS AT AN EXCESSIVE DEPTH THAT WILL REQUIRE IT. ...



In this HVAC Training Video, I show a Quick Install of a Ditek Surge Protector while NOT Double Lugging. We are not permitted by code to put two wires under a single lug.



A damaged meter box is in contravention of the Gas Safety (Installation and Use) Regulations and must not be installed. If a box is damaged after being installed, then it must be replaced, before the gas ...



Precast underground gas regulator vaults and pits protect and ...

Contact Us

For more information, pricing, or custom solutions, please contact us:

Website: <https://samastersbaseball.co.za>

Email: sales@samastersbaseball.co.za

Phone: +27 63 874 2095

Address: 15 Innovation Drive, Technopark, Stellenbosch, 7600, South Africa

This document is for informational purposes only. Specifications subject to change without notice.

