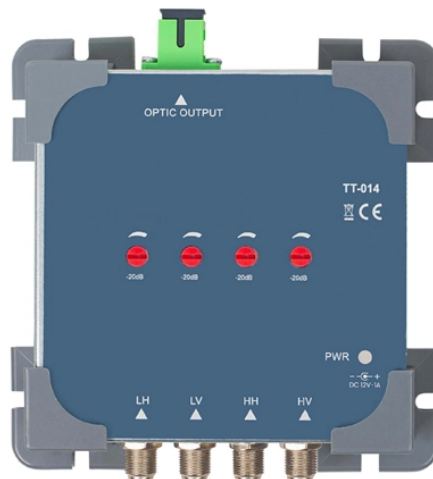


# Huawei Core Switch Ring Network Configuration




## Overview

Configure MSTP on Device1, Device2, and CDN to prevent Layer 2 loops. Huawei's stacking technology (e., iStack and CSS) allows multiple physical switches to operate as a single logical device. However, improper configuration or. Saving Configuration: Save changes to make the configuration permanent: Checking Settings: Use commands like display user-interface console 0 to verify correct configuration. Exiting the Device: Log out of the device after completing the configuration. 3 Configuration Precautions for ERPS 7. I make use of 2x 10GE SFP+ ports on each site to create a redundant Ethernetlink to the other site. I would like to create a 40 Gb backbone between the 2. This article will introduce in detail the nine query commands of Huawei switches to help you quickly understand the operating status and configuration information of the device, so as to better conduct network management and troubleshooting.

## Huawei Core Switch Ring Network Configuration



This text is a guide detailing Basic Command Line Interface (CLI) Commands on Huawei brand switches. It provides step-by-step instructions for users to perform fundamental network configuration ...




In the modern network environment, switches, as the core equipment of the network, are responsible for key tasks such as data forwarding, traffic management, and network security. In order ...




In this LAB, we use ENSP to configure four Huawei switches (S3700) connected to each other and create a single ring topology. To avoid loop in network we will use RRPP protocol.



Mastering Huawei switch stacking requires meticulous planning, adherence to best practices, and proactive troubleshooting. By leveraging ring topologies, uniform firmware, and ...



"Gateway (AR720) + Core Switch + Access Switch + AP + AR180" Networking: Huawei eKit Cloud Management "Gateway + Core Switch + Access Switch + WAC + AP" Networking: Local Entire ...




I currently use 4x 40GE QSFP+ ports on each site to create a stack in a ring topology. I make use of 2x 10GE SFP+ ports on each site to create a redundant Ethernetlink to the other site. I would like to ...



To prevent loops, the device supports the ring network protocols listed in Table 7-1.



Network infrastructure reliability is required to ensure uninterrupted service transmission for users. Virtual Router Redundancy Protocol (VRRP) solves this problem.



HUAWEI S Series Switch-Configuring Ethernet Ring Protection Switching (ERPS)video introduces the application scenarios and configuration roadmap of ERPS and shows how to configure it.



The document provides configuration instructions and commands for basic switch configuration using Huawei switches. It covers topics such as changing the ...

## Contact Us

For more information, pricing, or custom solutions, please contact us:

Website: <https://samastersbaseball.co.za>

Email: [sales@samastersbaseball.co.za](mailto:sales@samastersbaseball.co.za)

Phone: +27 63 874 2095

Address: 15 Innovation Drive, Technopark, Stellenbosch, 7600, South Africa

This document is for informational purposes only. Specifications subject to change without notice.

